

Keystone Review – Graphing II: AV & Inequalities

Name: _____

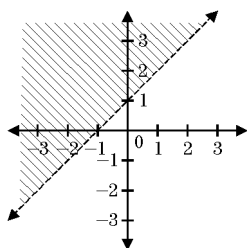
Date: _____

1. Which point satisfies the inequality $2x + y > 10$?

- A. (2, 3) B. (3, 4) C. (3, 2) D. (4, 3)

2. The accompanying diagram shows a graph of which inequality?

- A. $y < x + 1$
 B. $y > x + 1$
 C. $y \leq x + 1$
 D. $y \geq x + 1$

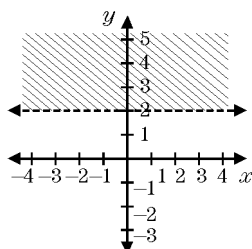


3. Which ordered pair is in the solution set of $y \geq 2x + 3$?

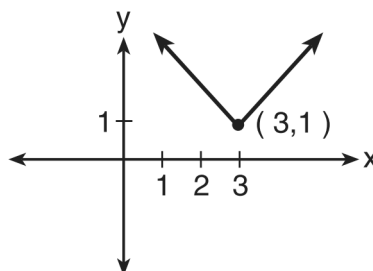
- A. (1, 4) B. (3, 2) C. (0, 5) D. (0, 0)

4. The graph of which inequality is shown in the accompanying diagram?

- A. $y > 2$ B. $x > 2$
 C. $y \geq 2$ D. $x \geq 2$

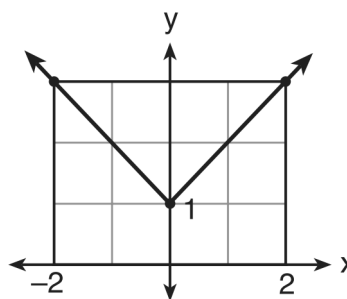


5. Which equation is represented by the accompanying graph?



- A. $y = |x| - 3$ B. $y = (x - 3)^2 + 1$
 C. $y = |x + 3| - 1$ D. $y = |x - 3| + 1$

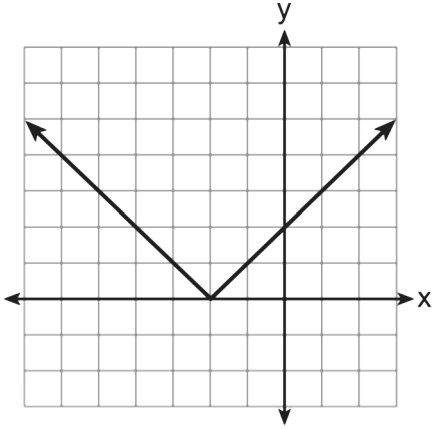
6. Which equation represents the function shown in the accompanying graph?



- A. $f(x) = |x| + 1$ B. $f(x) = |x| - 1$
 C. $f(x) = |x + 1|$ D. $f(x) = |x - 1|$

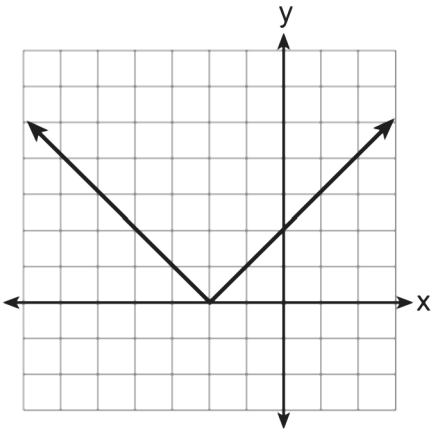
Keystone Review – Graphing II: AV & Inequalities

7. The graph of $y = |x + 2|$ is shown below.

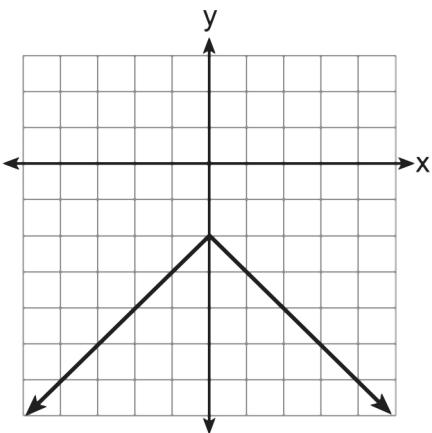


Which graph represents $y = -|x + 2|$?

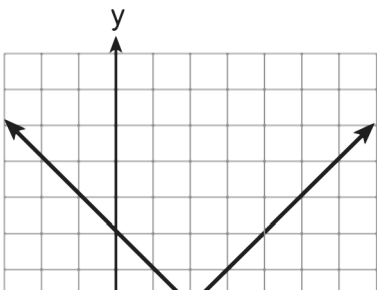
A.



B.



C.



1.
Answer: D
2.
Answer: B
3.
Answer: C
4.
Answer: A
5.
Answer: D
6.
Answer: A
7.
Answer: D